








Fabrics Decoration Chooser Chart

You can use this chart to decide which surface decoration is right for your design.

Technique	One-off or repetitive	Time needed	Simple or complex	When to do it	Special Equipment
Tie-dyeing 	one-off	quick (esp. if one colour)	very simple	yarn stage, before cutting out, when in parts or the finished item	string, thread, stones etc.
Batik 	one-off	varies (depends on the detail and number of colours)	needs practice	before cutting out or onto cut parts	wax, batik-pot, tjanting tool, frame, iron
Direct painting 	one-off	quick (if the motif is simple)	simple	onto cut parts or finished item	frame can be useful
Spray painting 	one-off	quick	simple	before cutting out or onto cut parts	spray-diffuser
Transfer painting 	one-off	quick for simple motifs	simple – lettering must be reversed	onto cut parts or finished item	iron
Block Painting 	repetitive	slow – block must be prepared first; printing is quick	simple	before cutting out	material and equipment to make block; roller and tray
Screen painting 	repetitive	screen takes time to prepare; printing is quick	varies (depending on repeats and colours)	before cutting out	screen, screen-making equipment and materials; squeegee
Appliqué 	one-off or repeat	slow – needs careful cutting, positioning and stitching	needs practice	onto cut parts	hand or machine sewing equipment
Embroidery 	one-off or repeat	both hand and machine work vary according to complexity	simple to complex	onto over-cut parts or onto finished item	hand or machine sewing equipment, frame
Quilting 	one-off or repeat	varies (depending on amount and type of stitching)	simple with practice	before cutting or onto cut parts; can be combined with pre-padding	hand or machine sewing equipment